

## Screening of potassium solubilizing bacteria and their growth promoters

Gelli Veena Shrivanthi<sup>1</sup>, Prabakaran Panchatcharam<sup>2</sup>, Bharathidasan R<sup>1</sup>, Shijila Rani AS<sup>1</sup>, Ambikapathy V<sup>3</sup>

<sup>1</sup> P.G and Research, Department of Microbiology, Marudupandiyar College, Vallam, Thanjavur, Tamil Nadu, India

<sup>2</sup> PG and Research Department of Botany M.R. Government Arts College, Mannargudi, Tamil Nadu, India

<sup>3</sup> P.G and Research, Department of Botany and Microbiology, A.V.V.M Sri Pushpam College (Auto), (Affiliated to Bharathidasan University, Trichy) Poondi, Thanjavur, Tamil Nadu, India

### Abstract

Potassium is a vital component of plant nutrition package limiting crop yield and quality that performs a multitude of important biological functions to maintain plant growth. The isolation of potassium solubility bacteria (PSB) were carried out using soil sample of *Vicina faba* plant rhizospore samples. The bacterial isolates were selected exhibiting highest potassium solubilization and characterization on the basis of colony morphology and biochemical characters. The screening of PSB on the basis of growth diameters and zone formation, were measured. Among the six PSB, the PSB<sub>6</sub> was maximum activity as well as zone formation than followed by other strains. The plant hormones are a group of naturally occurring, organic substance which influencing the physiological processes. PSB<sub>1</sub> to PSB<sub>6</sub> strain has maximum potential for production of plant growth hormone such as Indole acetic acid and Gibberellic acid was determined. The Indole acetic acid synthesized from PSB<sub>1</sub> bacterial strains which stimulatory primary in leaf primordial and young leaves and in developing seeds. It was 102.5, 98.9, 72.7, 33.4, 121.2, 176.4 and 179.4 µg/ml with PSB<sub>1</sub>, PSB<sub>2</sub>, PSB<sub>3</sub>, PSB<sub>4</sub>, PSB<sub>5</sub> and PSB<sub>6</sub> strains reported respectively. Whereas Gibberellic acid was 108, 78, 89, 56, 121 and 159 µg/ml with PSB<sub>1</sub>, PSB<sub>2</sub>, PSB<sub>3</sub>, PSB<sub>4</sub>, PSB<sub>5</sub> and PSB<sub>6</sub> bacteria were estimated respectively. The siderophores are molecular receptor that binds and transports iron content. It was 1.6, 3.9, 8.9, 1.4, 0.8 and 0.4 µg/ml and the potassium solubilizing strain of PSB<sub>1</sub>, PSB<sub>2</sub>, PSB<sub>3</sub>, PSB<sub>4</sub>, PSB<sub>5</sub> and PSB<sub>6</sub> performed respectively. Among the all the strains, PSB<sub>3</sub> was excellent production of iron binding activity when compared with other strains whereas hydrogen cyanide (HCN) is a electroplating, chemical synthesis and production of synthetic fibers between potassium and PSB<sub>1</sub>, PSB<sub>2</sub>, PSB<sub>3</sub> and PSB<sub>4</sub> was tested and performed the structural functioning when compared with other strains of rhizobium bacteria.

**Keywords:** potassium, PSB, Siderosphere, *Rhizobium*, HCN

### Introduction

Potassium (K) is seventh most common element in the earth's crust. It constitutes about 2.5 per cent of the lithosphere. However, actual soil concentrations of this nutrient vary widely ranging from 0.04-3.00 per cent (Sparks and Huang, 1985) [15]. Highest proportions of potassium in soils are in insoluble rocks and minerals (Goldstein, 1994) [6] such as micas, illite, feldspar and orthoclase. Potassium plays a foremost role in translocation of carbohydrates, photosynthesis, water relations, resistance against insects and diseases and sustains balance between monovalent and divalent cations (Brar and Tiwari, 2004) [5]. Deficiency of K is not as wide spread as that of nitrogen and phosphorus but with the introduction of high yielding varieties and hybrids during green revolution and with the progressive intensification of agriculture, the soils are getting depleted in potassium reserve at a faster rate, extensive use of chemical fertilizers is proven to destroy soil structures as well as aggravate environmental pollution by contaminating underground water. Many types of microorganisms are known to inhabit soil, especially rhizosphere and play an important role in plant growth and development. K-solubilizing bacteria are able to release potassium from insoluble minerals.

### Materials and method

#### Collection of soil samples

Samples of soil and root system from healthy rhizosphere of *Vicina faba* were collected in sterile plastic bags from ten

plants each at random from the field. Each sample consisted of 100 g soil and isolation of *Rhizobium* sp. from the soil sample.

#### Screening of potassium solubilization by *Rhizobium* sp.

Potassium solubilization by rhizobacterial isolates was studied on modified Aleksandrov medium plates by the spot test method. Plates of modified Aleksandrov medium (A) having mica powder (insoluble form of potassium) and medium (B) having soluble form of potassium i.e., K<sub>2</sub>HPO<sub>4</sub> were prepared. A loopful of 48-hour old growth of the rhizobacterial strain (10 µL of 10<sup>6</sup> CFU mL<sup>-1</sup>) was spotted on above prepared plates. Ten bacterial cultures were spotted on each plate and cultures were spotted in same sequence on both types of medium plates. Plates were incubated at 28±2 for 3 days. Detection of potassium solubilization by different rhizobacterial isolates on the based upon the ability of solubilization of zone formation.

#### Estimation of IAA production

For the detection of Indole acetic acid production by Sarwer and Kremer (1995) [13] method was used. 1 mL of supernatant and add equal amount of Salkowsky's reagent was added. Incubate for 30 min and take OD at 536 nm. Amount of IAA produced from the standard graph was estimated.

### Estimation of Gibberlic acid production

Production of gibberellic acid was detected by spectrophotometric method. 48 hours old growth of bacterial culture was centrifuged at 10,000 rpm for 15 - 20 min. The pH value of supernatant was adjusted to 2.5 using stock 3.75 N HCl. Supernatant was extracted using liquid-liquid (ethyl acetate/NaHCO<sub>3</sub>) extraction method. The amount of gibberellic acid in the ethyl acetate phase was measured by the UV spectrophotometer at 254 nm (Berryos *et al.*, 2004)<sup>[5]</sup>.

### Estimation of Siderophore production

Chrome azurols (CAS) assay solution was used for the detection of siderophore was followed by Schwyn and Neilands (1978). 0.5 ml supernatant was collected from each sample and 0.5 mL H<sub>2</sub>SO<sub>4</sub> was added. Allow to cool. Add 1 mL of 1 % sulphanic acid and 0.5 ml of 1.3 % Iodine solution. Allow to stand for 5 min. Destroy excess of iodine by adding 1 mL of 2 % sodium arsenate solution. Wait till yellow colour disappears. Add 1 mL of 0.3 %  $\alpha$ -naphthylamine solution and incubate for 30 min till pink colour develops. Take OD at 536 nm. Amount of siderophore produced from the standard graph was estimated.

### HCN production

Picrate assay (Castric, 1974) was followed for the qualitative analysis of hydrocyanic acid production. Streak nutrient agar slants with isolates. After streaking a filter paper strip impregnated with 0.5% picric acid and 2.0% sodium carbonate suspended above the medium. Incubate the slants for 24 hrs at 37°C. Incubating heavily inoculated nutrient agar plates in an inverted position at 37°C with picric acid indicator papers place inside the lids. After incubation observed the filter paper changes from yellow to orange brown indicates the presence of cyanide.

### Results and discussion

In the present investigation suggested that the screening of potassium solubilizing bacteria (PSB) were analysed from the PSB<sub>1</sub> to PSB<sub>6</sub> strains of *Rhizobium* with growth diameter was 6, 6, 7, 4, 4 and 7mm measured and zone of diameter 3, 3, 4, 0.2 and 8mm with the ratio of 0.5, 0.5, 0.7, 0.5 and 4.0% were analysed a wide assay of rhizosphere of *Vinica faba* of bacteria modulating process and vital role of potassium solubilizing activity (Table 1 and Fig.1).

Among the K bearing silicate minerals mica was found to solubilize readily than other minerals (Sugumaran and Janarthanam, 2007; Mikhailouskaya and Tehernysh, 2005)<sup>[16, 11]</sup>. Similar results to this study were also reported by Archana *et al.* (2008)<sup>[3]</sup> on KSB, who found that many species of *Bacillus* and *Pseudomonas* were able to solubilizing mica and gave zone of solubilization in solid media. Some potassium solubilizing rhizobia (KSR) *Agrobacterium tumefaciens* OPVS11 (*Zea mays*) and *Rhizobium pusense* OPVS6 (*Saccharum officinarum*) were found to dissolve waste mica (Meena *et al.*, 2015)<sup>[10]</sup>. The results obtained from this study are in agreement with other

investigators who reported that *Bacillus megaterium* (Hu and Boyer, 1996) and *B. mucilaginosus* (Biswas and Basak, 2014) were capable of solubilizing mica in appreciable amounts. Archana *et al.* (2008)<sup>[3]</sup> reported that KSB *Bacillus sp.* solubilizing 44.49  $\mu$ g/ml mica in liquid medium.

In the current research stated that the strain in PSB<sub>1</sub>, PSB<sub>2</sub>, PSB<sub>3</sub>, PSB<sub>4</sub>, PSB<sub>5</sub> and PSB<sub>6</sub> was 102.5, 98.9, 72.7, 33.4, 121.2 and 176.4 mg/ml of mole acetic acid production recorded respectively. Whereas Gibberellic acid from the strain of PSB<sub>1</sub>, PSB<sub>2</sub>, PSB<sub>3</sub>, PSB<sub>4</sub>, PSB<sub>5</sub> and PSB<sub>6</sub> was 108, 78, 89, 56, 121 and 159  $\mu$ g/ml of production from *Rhizobium sp.* recorded respectively (Table 2 and Fig.2).

With the introduction of high yielding crop varieties/hybrids and the progressive intensification of agriculture, the soils are getting depleted in potassium reserve at a faster rate. Moreover, due to imbalanced fertilizer application, potassium deficiency is becoming one of the major constraints in crop production. This emphasized the search to find an alternative indigenous source of K for plant uptake and to maintain K status in soils for sustaining crop production (Supanjani *et al.*, 2006, Sindhu *et al.*, 2012)<sup>[18, 19]</sup>. Soil microbes have been reported to play a key role in the natural K cycle and therefore, potassium solubilizing microorganisms present in the soil could provide an alternative technology to make potassium available for uptake by plants (Groudev, 1987, Rogers *et al.*, 1998)<sup>[7, 12]</sup>. Thus, identification of microbial strains capable of solubilizing potassium minerals quickly can conserve our existing resources and avoid environmental pollution hazards caused by heavy application of chemical fertilizers.

In the current research stated that the products of siderophores was 1.6, 3.9, 8.7, 1.4, 0.8 and 0.4  $\mu$ g/ml with PSB<sub>1</sub>, PSB<sub>2</sub>, PSB<sub>3</sub>, PSB<sub>4</sub>, PSB<sub>5</sub> and PSB<sub>6</sub> strain of *Rhizobium* have promoting plant growth promoting Rhizobacteria activities represented respectively. On the other hand, the PSB<sub>1</sub>, PSB<sub>2</sub>, PSB<sub>3</sub>, PSB<sub>4</sub>, PSB<sub>5</sub> and PSB<sub>6</sub> of *Rhizobium sp.* strains was produced the HCN from the role of physiological functions. From this study, *Vinica faba* plant rhizosphere with six plant growth promoting Rhizobacteria (PGPR) from the soil which could be directly attributed to the beneficial effects from biological nitrogen fixation and phytohormone production and indiscreetly to phosphate and potassium solubility iron siderosphere and hydrolyzing enzyme production for the growth of the *Vinica faba* plant (Table 3 and Fig. 3).

Currently, little information is available on potassium solubilization by bacteria, their mechanisms of solubilization and effect of KSB inoculation on nutrient availability in soils and growth of different crops (Sheng and Huang, 2002)<sup>[17]</sup>. Found that potassium release from the minerals was affected by pH, oxygen and the bacterial strains used. The efficiency of potassium solubilization by different bacteria was found to vary with the nature of potassium bearing minerals and aerobic conditions. The extent of potassium solubilization by *B. edaphicus* in the liquid media was more and better growth was observed on illite than feldspar. Therefore, there are immense possibilities for further increasing the production of crops

by application of K-bearing rock materials and potassium solubilizing bacteria as biofertilizers.

**Table 1:** Screening of Potassium solubilizing for *Rhizobium* sp. by plate assay

S. No	Isolates	Growth diameter (mm)	Zone of diameter (mm)	Ratio
1	PSB <sub>1</sub>	6	3	0.5
2	PSB <sub>2</sub>	6	3	0.5
3	PSB <sub>3</sub>	7	4	0.7
4	PSB <sub>4</sub>	4	-	-
5	PSB <sub>5</sub>	4	2	0.5
6	PSB <sub>6</sub>	7	8	4.0

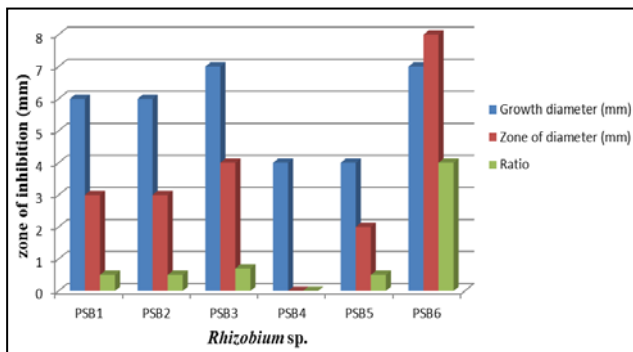
**Table 2:** Estimation of plant growth hormone from *Rhizobium* sp.

S.No	Isolates	PGPR ( $\mu\text{g/mL}^{-1}$ )	
		IAA	Gibberellic acid
1	PSB <sub>1</sub>	102.5	108
2	PSB <sub>2</sub>	98.9	78
3	PSB <sub>3</sub>	72.7	89
4	PSB <sub>4</sub>	33.4	56
5	PSB <sub>5</sub>	121.2	121
6	PSB <sub>6</sub>	176.4	159

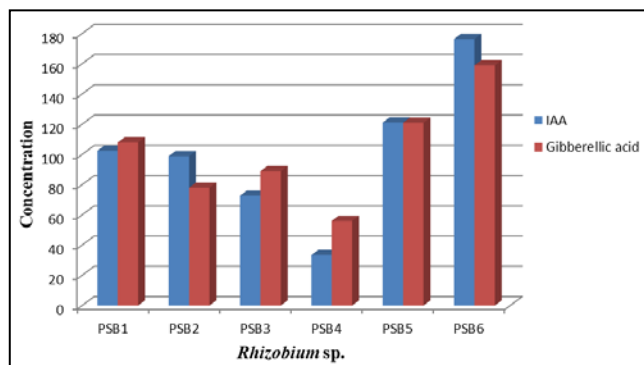
**Table 3:** Analysis of Siderophore production and HCN production from *Rhizobium* sp.

S.No	Isolates	PGPR ( $\mu\text{g/mL}^{-1}$ )	
		Siderophores	HCN
1	PSB <sub>1</sub>	1.6	+
2	PSB <sub>2</sub>	3.9	+
3	PSB <sub>3</sub>	8.7	++
4	PSB <sub>4</sub>	1.4	+
5	PSB <sub>5</sub>	0.8	-
6	PSB <sub>6</sub>	0.4	-

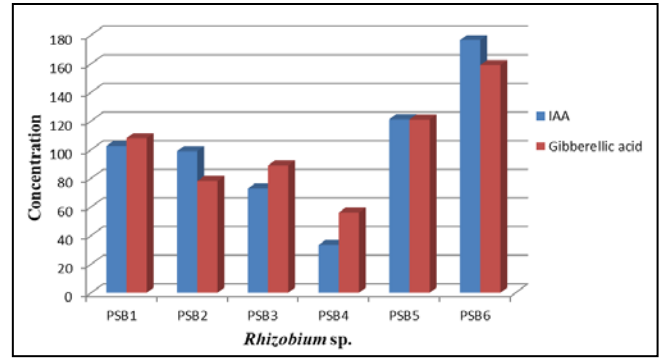
(+) growth (-) no growth



**Fig 1:** Screening of Potassium solubilizing for *Rhizobium* sp by plate assay



**Fig 2:** Estimation of plant growth hormone from *Rhizobium* sp.



**Fig 3:** Analysis of Siderophore production and HCN production from *Rhizobium* sp.

**Acknowledgement**

The authors are very much thankful to the principal, Marudupandiyar College, Thanjavur and Indian Biotrack Research Institute, Thanjavur (Dist), Tamil Nadu for providing lab facilities to do this work.

**Reference**

1. Aneja KR. Experiments in Microbiology, Plant Pathology, Tissue culture and Mushroom production technology, New Age International (P) Ltd., New Delhi, 2002.
2. Anonymous. Manual of Microbiological Methods, McGraw Hill Book Co., Inc., New York, 1957, 127.
3. Archana DS, Savalgi VP, Alagawadi AR. Effect of potassium solubilizing bacteria on growth and yield of maize. Soil Biol. Ecol. 2008; 28(1-2):9-18.
4. Biswas DR, Basak BB. Mobilization of potassium from waste mica by potassium solubilizing bacteria (*Bacillus mucilaginosus*) as influenced by temperature and incubation period under *invitro* laboratory conditions. *Agrochimica*. 2014; 4:309-320.
5. Brar MS, Tiwarim KS. Boosting seed cotton yield in Punjab with potassium. Better Crops, J. Plant Nutrition Soil Sci. 2004; 168:521-530.
6. Goldstein AH. Involvement of the quino protein glucose dehydrogenase in the solubilization of exogeneous mineral phosphates by gram negative bacteria. In phosphate in micro-organisms: cellular and molecular biology. Cell. Mol. Biol., Eds. 1994; 197-203.
7. Groudev SN. Use of heterotrophic microorganisms in mineral biotechnology. *Acta Biotechnology*. 1987; 7:299-306.
8. Hu X, Boyer GL. Siderophore mediated aluminium uptake by *Bacillus megatherium* ATCC 19213. *Appl. Environ. Microbiol*. 1996; 62:4044-4048.
9. Hu XF, Chen J, Guo JF. Two phosphate and potassium solubilizing bacteria isolated from Tiannu Mountain, Zhejiang, China. *World Journal of Microbiology and Biotechnology*. 2006; 22:983-990.
10. Meena VS, Maurya BR, Verma JP, Aeron A, Kumar A, Kim K *et al*. Potassium solubilizing rhizobacteria (KSR): Isolation, identification, and K release dynamics from waste mica. *Ecol. Engineering*. 2015; 81:340-347.
11. Mikhailouskaya N, Tcherhys A. K-mobilizing bacteria and their effect on wheat yield. *Latvian J. Agron*. 2005; 8: 154-157.
12. Rogers JR, Bennett PC, Choi WJ. Feldspars as a source of nutrients for microorganisms. *American Mineralogy*. 1998; 83:1532-1540.

13. Sarwer M, Kremer RJ. "Enhanced suppressin of plant growth through production of L-tryptophan derived compounds by deleterious rhizobacteria" *Plant and soil*; 1995, 261-269.
14. Schwyn B, Neilands JB. "Universal Chemical assay for detection and determination of siderophores" *Anal. Biochem*- 1978; 160:40-47.
15. Sparks, Huang PM. Physical chemistry of soil potassium. In *Potassium in agriculture* (ed.) Munson, R.D., American Soc. Agron. J., 1985, 201-276.
16. Sugumaran P, Janarthanam B. Solubilization of potassium containing minerals by bacteria and their effect on plant growth. *World J. Agric. Sci.* 2007; 3(3): 350-355.
17. Sheng XF, Huang WY. Study on the conditions of potassium release by strain NBT of silicate bacteria. *Scientia Agricultura Sinica*. 2002; 35:673-677.
18. Supanjani Han HS, Jung SJ, Lee KD. Rock phosphate potassium and rock solubilizing bacteria as alternative sustainable fertilizers. *Agronomy and Sustainable Development*. 2006; 26:233-240.
19. Sindhu SS, Parmar P, Phour M. Nutrient cycling: potassium solubilization by microorganisms and improvement of crop growth. In: *Geomicrobiology and biogeochemistry: Soil biology*. Parmar, N. and Singh, A., Eds. Springer-Wien/New York, Germany. 2012; (2):1-8.